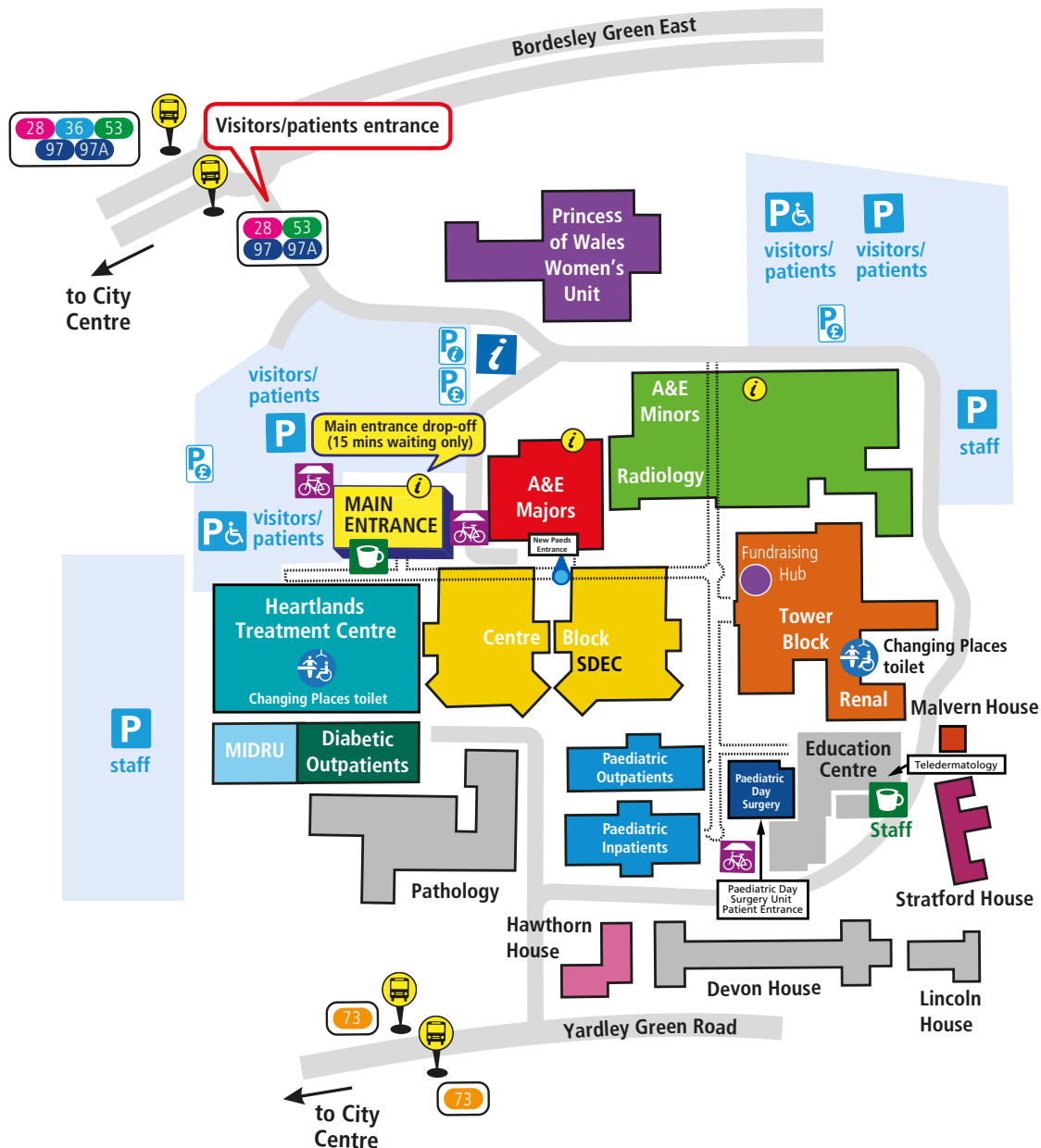


Heartlands Hospital

site map










Department	Level
Accident & Emergency	G
Antenatal	G
Blood Tests	G
Cardiology	1
Children's Development Centre	G
Children's Outpatients	G
Children's A&E	G
Day Surgery Unit	2
Delivery Suite	G
Diabetes Outpatients	G
Endoscopy	2
ENT / Hearing Centre	1
Eye Clinic	G
Faith Centre	G
Fracture Clinic	1
Gynaecology Clinic	G
Hawthorn House	G
Education Centre	G
Infection & Tropical Medicine	G
Intensive Care Unit	2
Lung Function and Sleep Dept	G
Medical Day Hospital	G
MIDRU	
Occupational Health	G
Outpatients Clinics	G
Pharmacy	G
Pre - Operative Assessment Unit	G
Same Day Emergency Care	G
Speech & Language Therapy	G
Theatres	1
Therapies	1
X-ray/MRI/CT	G

Wards
Tower Block: Wards 1 to 12
Children's: Wards 14 to 16 Beech Ward Rowan Ward Discharge Lounge
Centre Block: Wards 19 to 30
Princess of Wales Women's Unit: Aspen Ward Cedar Ward Maple Ward



Correct at 21 February 2023

Key to symbols

-  Bus Stop
-  Information/Reception
-  Car park info hut
-  Coffee shop/Restaurant
-  Travel information screen
-  Car park
-  Car park pay machine
-  Disabled car park
-  Cycle shelter